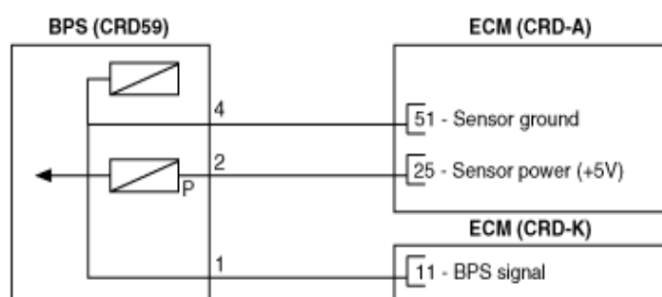


CIRCUIT DIAGRAM

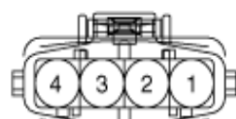
[Circuit Diagram]



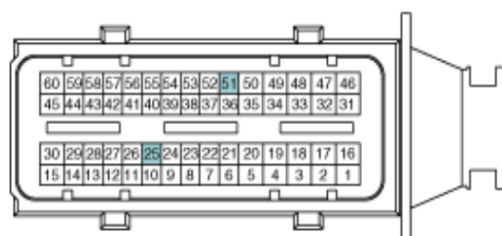
[Connection Information]

Terminal	Connected to	Function
1	ECM CRD-K (11)	BPS signal
2	ECM CRD-A (25)	Sensor power (+5V)
3	-	-
4	ECM CRD-A (51)	Sensor ground

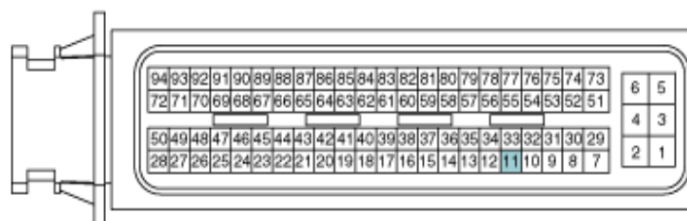
[Harness Connector]



CRD59
BPS & IATS #2



CRD-A



CRD-K
ECM